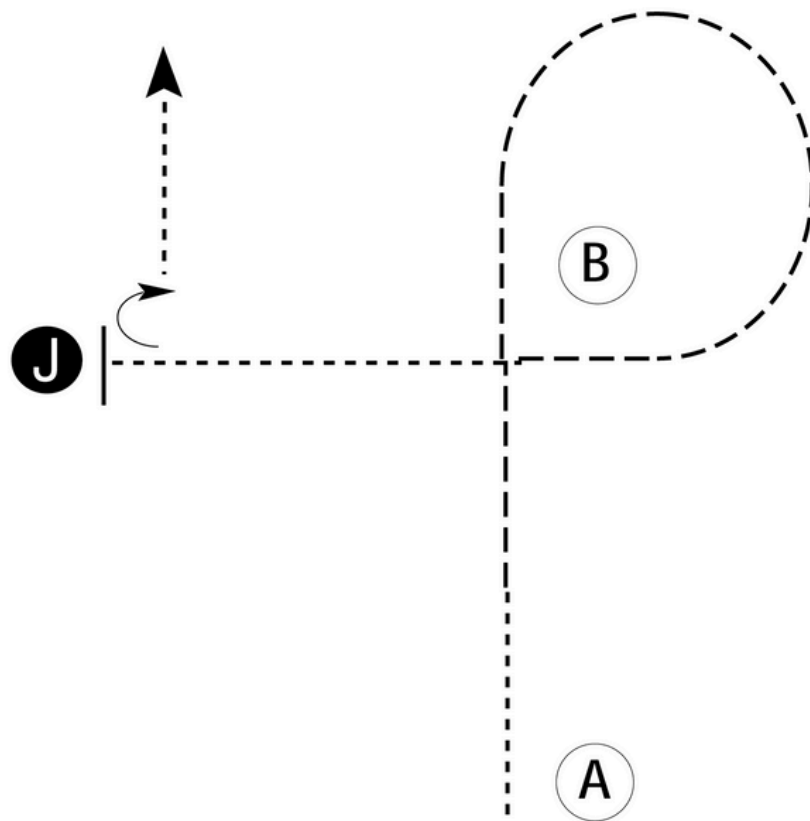


Band City AQHA & APHA

Showmanship WT (SF6, 248 249 250)

Show Date: 05/18-19/2025

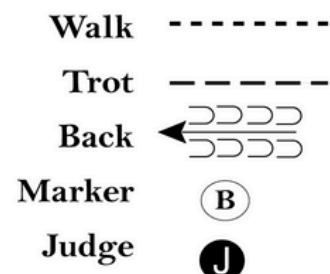


Be ready at A.

1. Walk halfway to B.
2. Trot to and around B as shown.
3. When just past B, walk to judge and set up for inspection.
4. When dismissed, perform a 90 degree turn and walk away.

Follow the instructions of your ring steward.

APHA Amateur WT = WALK ONLY



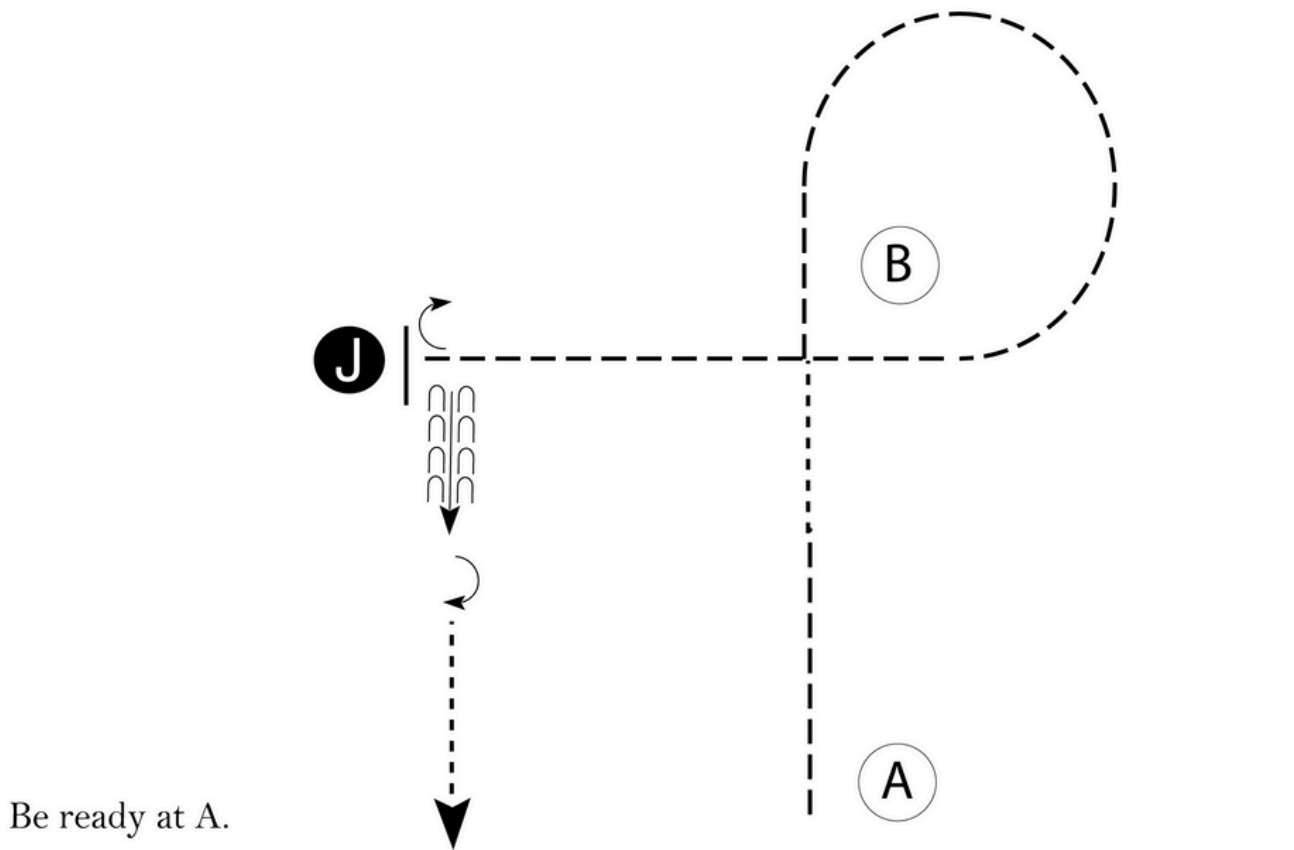
[S/WT-79]

Pattern Provided by:
Judge(s)

Band City AQHA & APHA

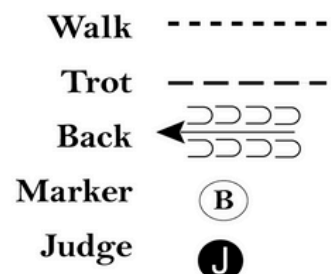
Showmanship L1 & Nov (61 62 65 251 252 254)

Show Date: 05/18-19/2025



1. Trot halfway to B.
2. Walk two horse lengths.
3. Trot to and around B as shown.
4. Trot to the judge. Stop and set up for inspection.
5. When dismissed, perform a 90 degree turn and back approximately 2 horse lengths.
6. Perform a 180 degree turn and walk straight away.

Follow the instructions of your ring steward.



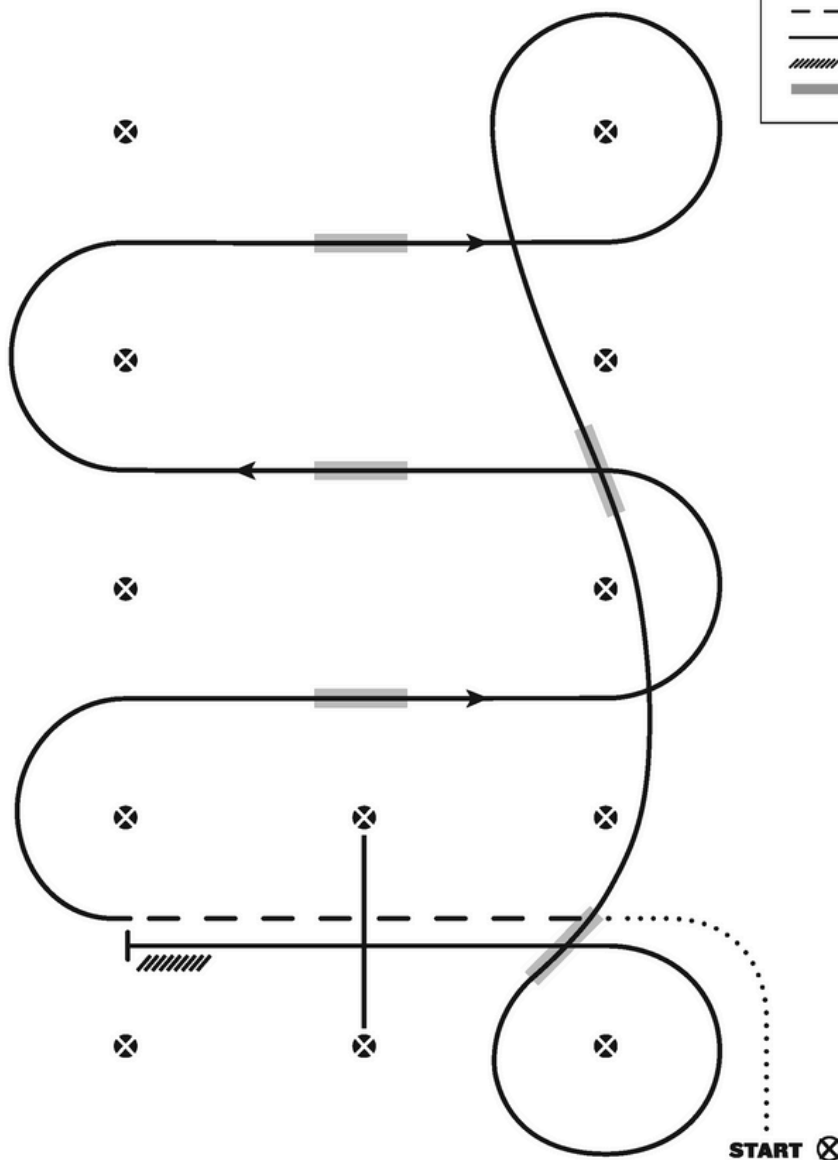
Pattern Provided by:
Judge(s)

©2025 HorseShowPatterns.com. All Rights Reserved.

[S/2-78]

Show Date: 05/18-19/2025

LEVEL 1 WESTERN RIDING PATTERN 7



1. Walk at least 15 feet from start cone to the first marker, as drawn, transition to jog, jog over log.
2. Transition to the lope right lead
3. First crossing change
4. Second crossing change
5. Third crossing change
6. Circle & first line change
7. Second line change & circle
8. Lope over log
9. Stop & back

Revised 06-07-2021

[WR/GP-7]

Pattern Provided by:
Judge(s)

Band City AQHA & APHA

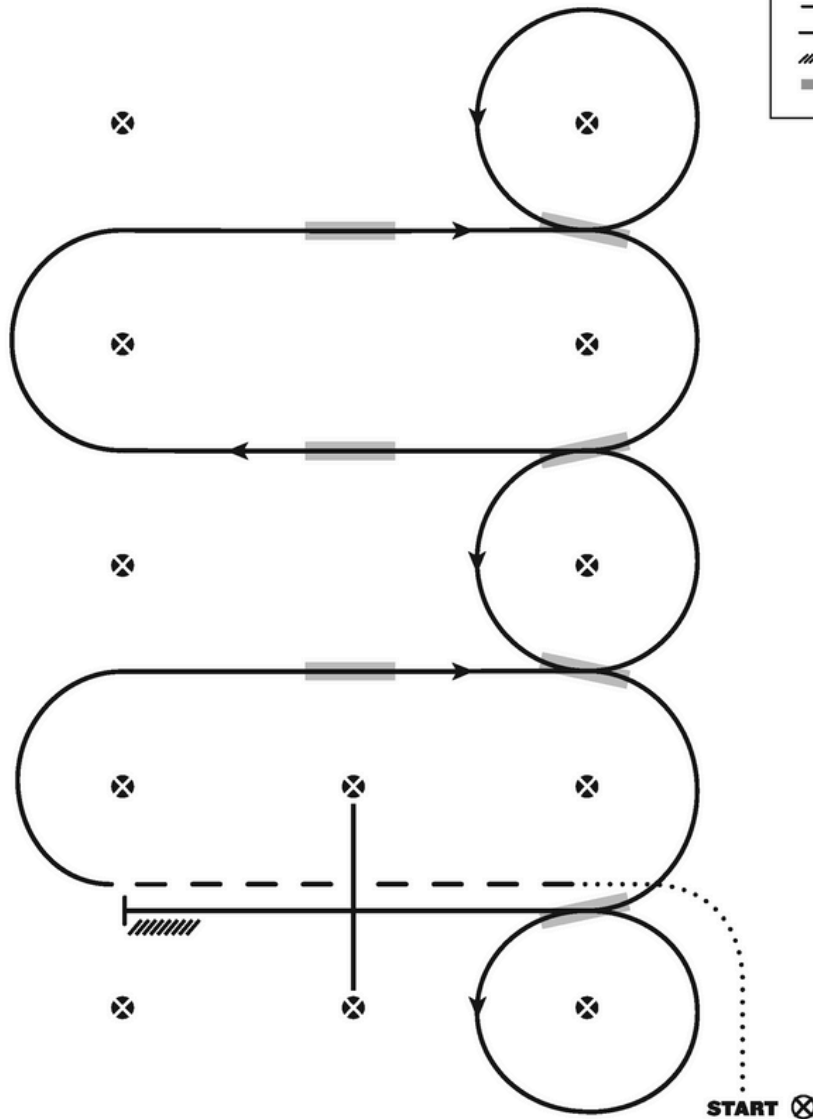
Western Riding Yth, Am, Open (114 117 118 317 318 319)

Show Date: 05/18-19/2025

WESTERN RIDING - PATTERN 7

LEGEND

.....	Walk
- - -	Jog
—	Lope
////	Back
■	Lead Changing Area



1. Walk at least 15 feet from start cone to the first marker, as drawn, transition to jog, jog over log.
2. Transition to the lope right lead
3. First crossing change
4. Second crossing change
5. Third crossing change
6. Circle & first line change
7. Second line change
8. Third line change
9. Fourth line change & circle
10. Lope over log
11. Lope, stop & back

Revised 06-07-2021

[WR/OP-7]

Pattern Provided by:
Judge(s)

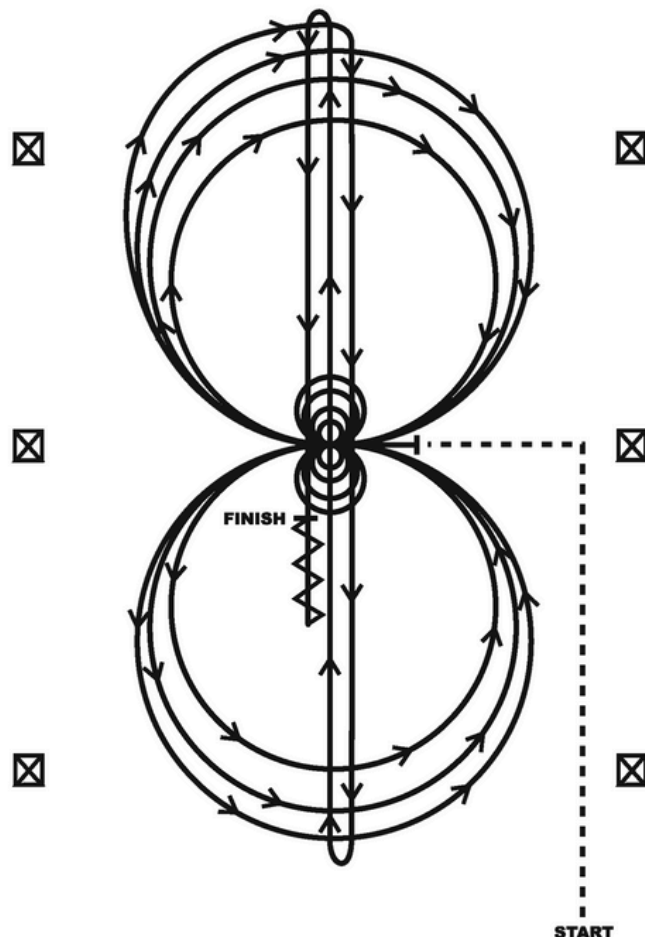
©2025 HorseShowPatterns.com. All Rights Reserved.

Band City AQHA & APHA

Reining (10 11 12 209 210 211)

Show Date: 05/18-19/2025

REINING PATTERN 11



Horses must jog to the center of the arena. Horses must walk or stop prior to starting the pattern. Beginning at the center of the arena facing the left wall or fence.

1. Complete four spins to the left. Hesitate.
2. Complete four spins to the right. Hesitate.
3. Beginning on the right lead complete three circles to the right; the first circle small and slow; the next two circles large and fast. Change leads at the center of the arena.
4. Complete three circles to the left; the first circle small and slow; the next two circles large and fast. Change leads at the center of the arena.
5. Begin a large circle to the right, but do not close this circle. Run down the center of the arena past the end marker and do a right rollback—no hesitation.
6. Run up the middle to the opposite end of the arena past the end marker and do a left rollback—no hesitation.
7. Run past the center marker and do a sliding stop. Back up to the center of the arena or at least ten feet (three meters). Hesitate to demonstrate completion of the pattern.

[R/AQHAP-11]

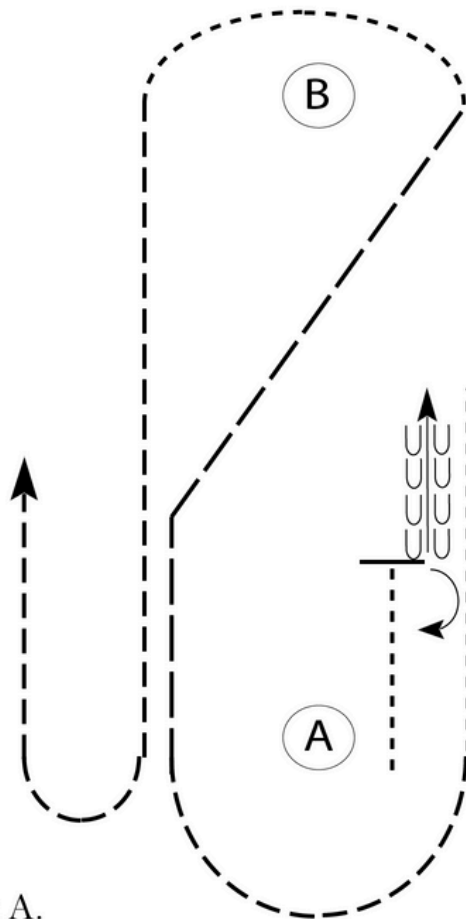
Pattern Provided by:
Judge(s)

©2025 HorseShowPatterns.com. All Rights Reserved.

Band City AQHA & APHA

Western Horsemanship WT (106 107 SF2 308 309 310)

Show Date: 05/18-19/2025



Be ready at A.

1. Walk approximately 2 horse lengths from A.
Stop and perform a 1/2 turn right.
2. Back approximately one horse length then
walk to A.
3. Jog around A then extend the jog in a straight
line then diagonal line to B.
4. Break to the walk and walk around B.
5. Jog to A.
6. Continue to jog around to exit.

Walk	-----
Jog	- - - - -
Extended Jog	- - - - -
Lope	
Lead Change	
Back	
Marker	(B)

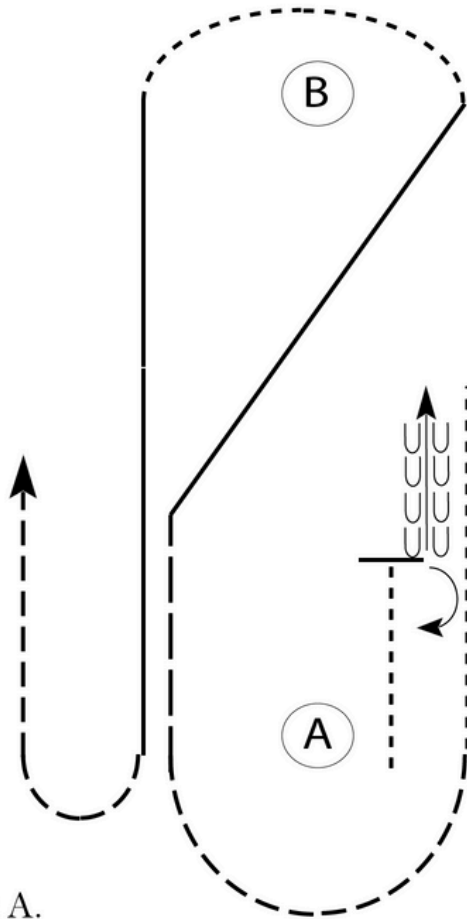
[WH/WT-117]

Pattern Provided by:
Judge(s)

Band City AQHA & APHA

Western Horsemanship L1 & Novice (105 108 109 311 312 313)

Show Date: 05/18-19/2025



Be ready at A.

1. Walk approximately 2 horse lengths from A.
Stop and perform a 1/2 turn right.
2. Back approximately one horse length then
walk to A.
3. Jog around A then extend the jog in a straight
line halfway to B.
4. Lope on the left lead on the diagonal to B.
Break to the walk and walk around B.
5. Lope on the right lead to A.
6. Break to the jog when even with A and jog
around to exit.

Walk	-----
Jog	-----
Extended Jog	-----
Lope	-----
Lead Change	
Back	
Marker	(B)

Pattern Provided by:
Judge(s)

www.HorseShowPatterns.com

Show Date: 05/18-19/2025



1. Walk approximately 2 horse lengths from A. Stop and perform a 1 1/2 turn right.
2. Back approximately one horse length then walk to A.
3. Jog around A then extend the jog in a straight line halfway to B.
4. Lope on the left lead on the diagonal to B. Break to the walk and walk around B.
5. Lope on the right lead halfway to A then build your speed at the lope to A.
6. Break to the jog when even with A and jog around to exit.

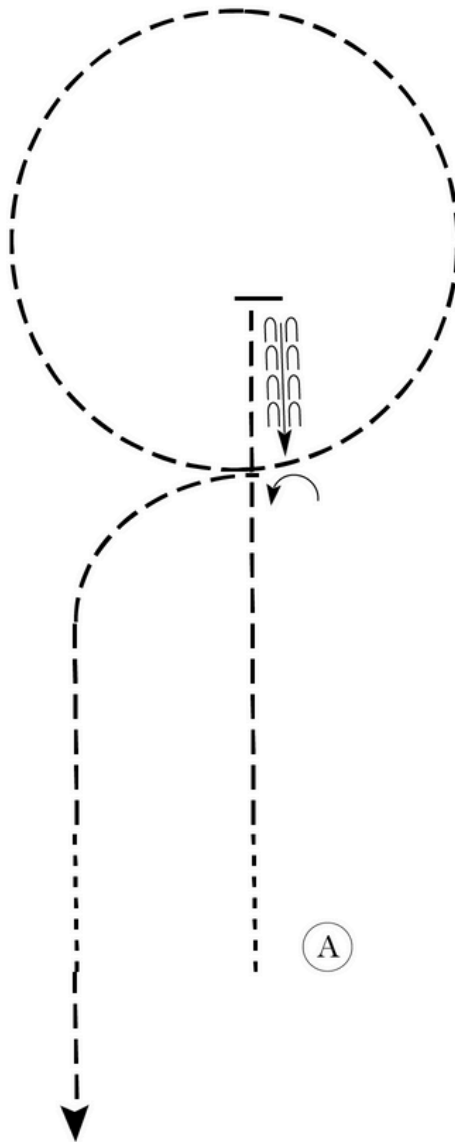
Marker B

©2025 HorseShowPatterns.com. All Rights Reserved.

Band City AQHA & APHA

Hunt Seat Equitation WT (78 79 SF4 271 272 273)

Show Date: 05/18-19/2025



Be ready at A.

1. Walk two horse lengths then posting trot on the left diagonal past the center of the arena.
2. Stop and back approximately two horse lengths.
3. Perform a 90 degree turn on the forehand to the left.
4. Trot a circle on the left diagonal.
5. Change diagonals then posting trot on the right diagonal then walk two horse lengths. Pattern is complete, exit at a sitting trot.

Walk	-----
Trot	- - - - -
Extended Trot	— — — — —
Canter	—————
Leg Yield	
Lead Change	— / —
Back	← C C C C
Marker	(B)
Sidepass	← — — — — →
Hand Gallop	—————

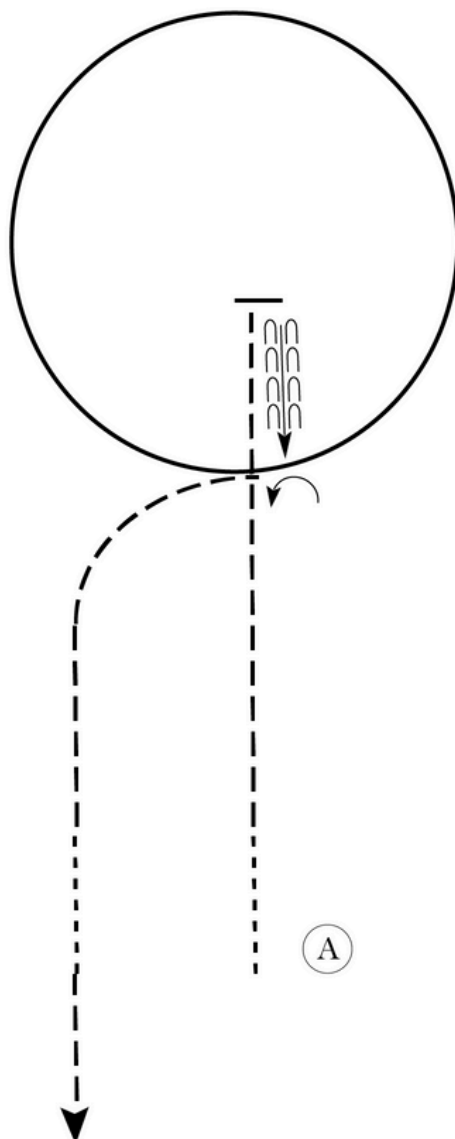
[HSE/WT-82]

Pattern Provided by:
Judge(s)

Band City AQHA & APHA

Hunt Seat Equitation L1 & Novice (77 80 81 274 275 276)

Show Date: 05/18-19/2025



Be ready at A.

1. Walk two horse lengths then posting trot on the left diagonal past the center of the arena.
2. Stop and back approximately two horse lengths.
3. Perform a 90 degree turn on the forehand to the left.
4. Canter a circle on the right lead.
5. Posting trot on the right diagonal then walk two horse lengths. Pattern is complete, exit at a sitting trot.

Walk	-----
Trot	- - - - -
Extended Trot	— — — — —
Canter	—————
Leg Yield	
Lead Change	↗ ↘
Back	← ← ← ← ←
Marker	(B)
Sidepass	← — — — — →
Hand Gallop	—————

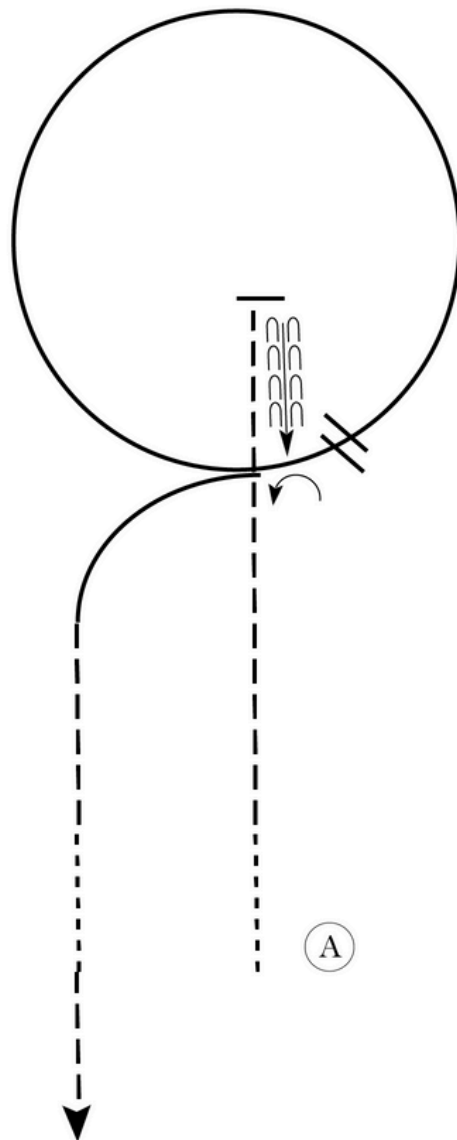
[HSE/1-82]

Pattern Provided by:
Judge(s)

Band City AQHA & APHA

Hunt Seat Equitation Yth, Am, Select (82 83 84 277 278)

Show Date: 05/18-19/2025



Be ready at A.

1. Walk two horse lengths then posting trot on the left diagonal past the center of the arena.
2. Stop and back approximately two horse lengths.
3. Perform a 90 degree turn on the forehand to the left.
4. Canter a circle on the right lead.
5. Perform a simple or flying lead change.
6. Canter on the left lead.
7. Posting trot on the right diagonal then walk two horse lengths. Pattern is complete, exit at a sitting trot.

Walk	-----
Trot	- - - - -
Extended Trot	— — — — —
Canter	—————
Leg Yield	
Lead Change	↗ ↘
Back	← ← ← ← ←
Marker	(B)
Sidepass	← — — — — →
Hand Gallop	—————

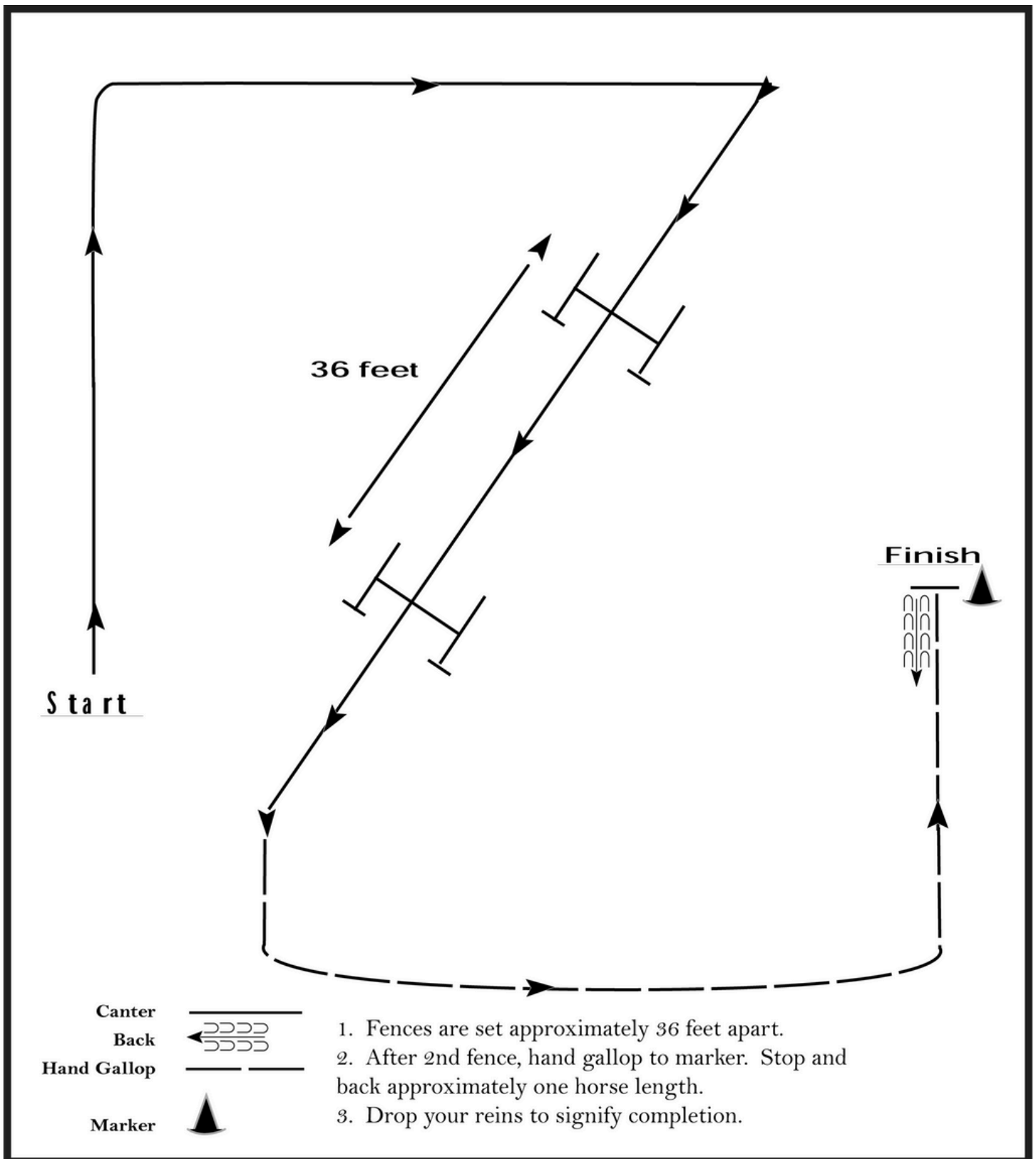
[HSE/2-82]

Pattern Provided by:
Judge(s)

Band City AQHA & APHA

Hunter Hack (280 281)

Show Date: 05/18-19/2025



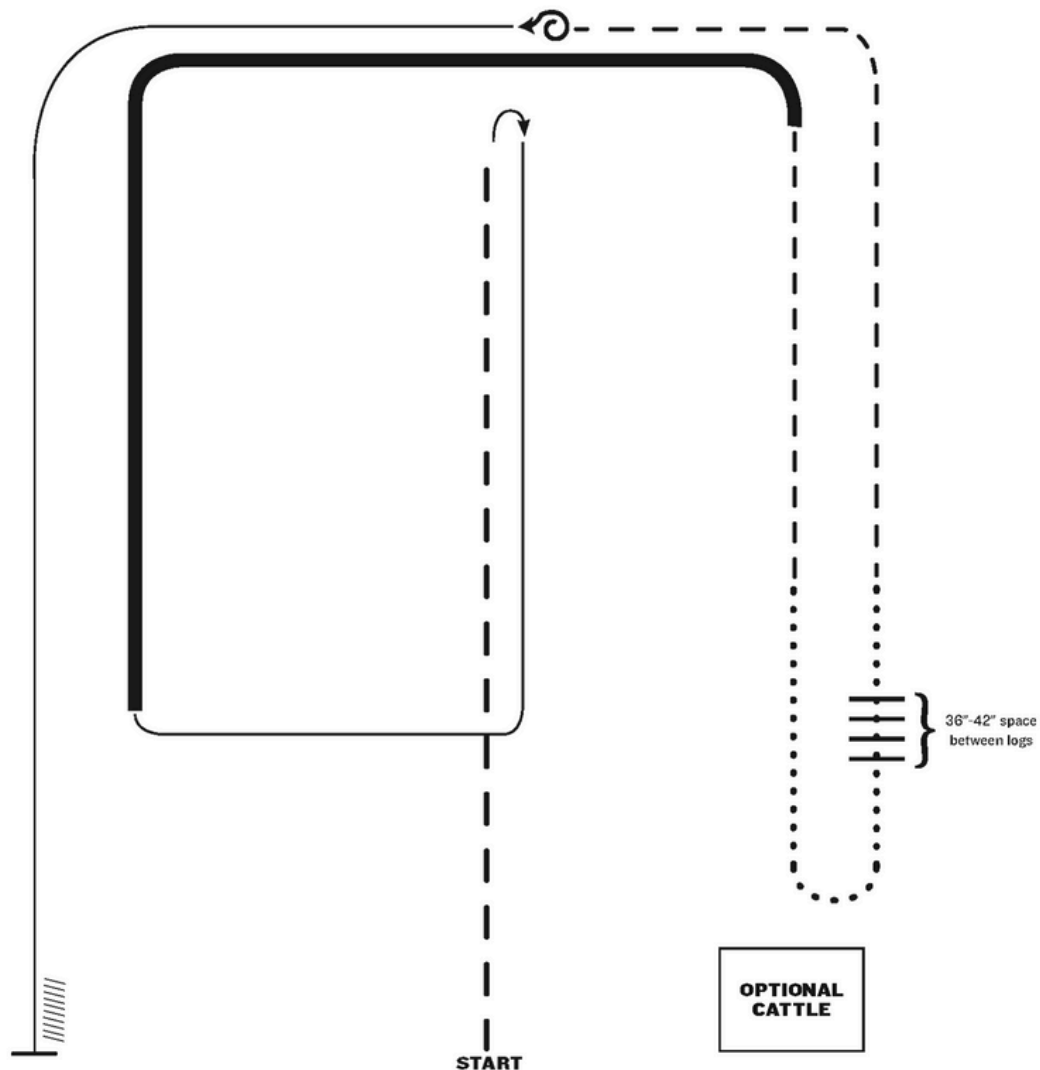
[HH/36-18]

Pattern Provided by:
Judge(s)

Band City AQHA & APHA

Ranch Riding (4 5 6 203 204 205)

Show Date: 05/18-19/2025



1. Extended trot
2. Stop, rollback right
3. Lope right lead
4. Extended lope (right lead)
5. Trot
6. Walk
7. Walk over logs
8. Walk
9. Trot
10. Stop, 360 left
11. Lope left lead
12. Stop and back

Note: The drawn description of this pattern is only intended for the general depiction of the pattern. Exhibitors should utilize the arena space to best exhibit their horses.

[RR/AQHA-15]

Pattern Provided by:
Judge(s)